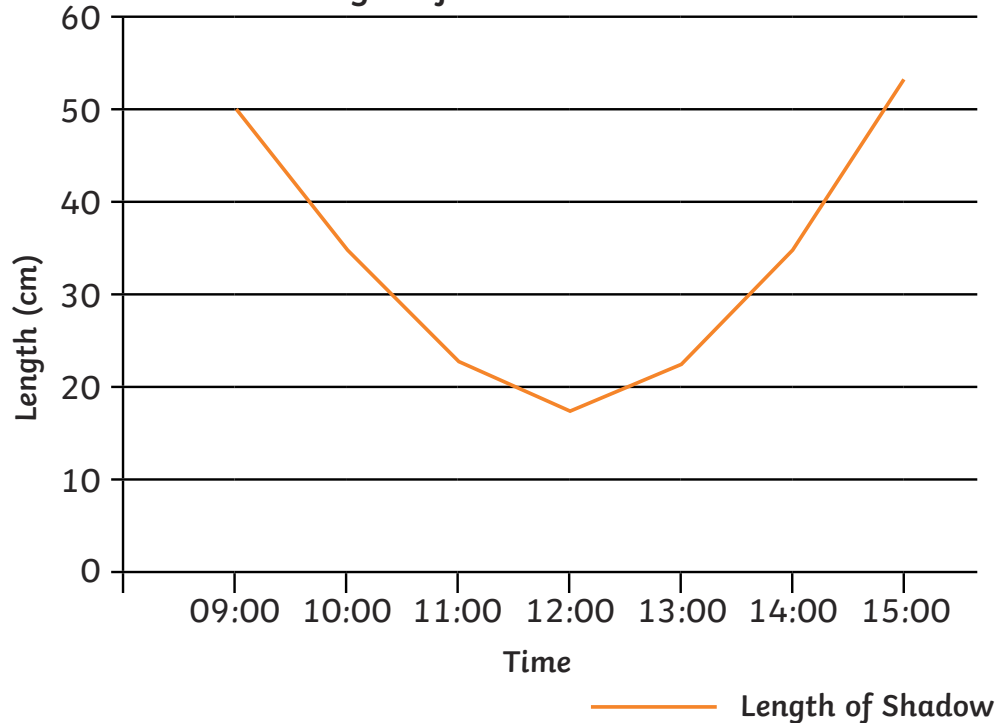


## Line Graphs

a

Solve simple comparison, sum and difference problems using information presented in a line graph.

Length of Shadow over Time



What was the shortest length of shadow measured?

\_\_\_\_\_

What was the length of the shadow at 10 a.m.?

\_\_\_\_\_

## Timetables

b

Read and interpret information in tables, including timetables.

Here is a bus timetable

|               |      |
|---------------|------|
| Mill Road     | 0726 |
| High St       | 0729 |
| Southey Green | 0742 |
| Pitsmoor Road | 0759 |
| Snig Hill     | 0812 |
| Hunters Bar   | 0830 |
| Fulwood       | 0845 |

How long should the bus take to get from Southey Green to Fulwood?

\_\_\_\_\_

Here is a table of information about takings at UK cinemas over a weekend.

| Rank | Film                     | Weeks on release | Number of cinemas |
|------|--------------------------|------------------|-------------------|
| 1    | Spooky Movie             | 1                | 581               |
| 2    | Cartoon Caveman          | 1                | 570               |
| 3    | The Animal Adventure     | 4                | 601               |
| 4    | The Legend of the Jungle | 2                | 521               |
| 5    | A Silly Story!           | 3                | 602               |

Which film was being shown at the most cinemas?

\_\_\_\_\_

Which film has been released for the most number of weeks?

\_\_\_\_\_

# Statistics Mat Working towards Year 5 Answers

a)

What was the shortest length of shadow measured?

**Accept 17cm or 18cm**

What was the length of the shadow at 10 a.m.?

**Accept 34cm or 35cm**

b)

How long should the bus take to get from Southey Green to Fulwood?

**1 hour and 3 minutes**

Which film was being shown at the most cinemas?

**A Silly Story**

Which film has been released for the most number of weeks?

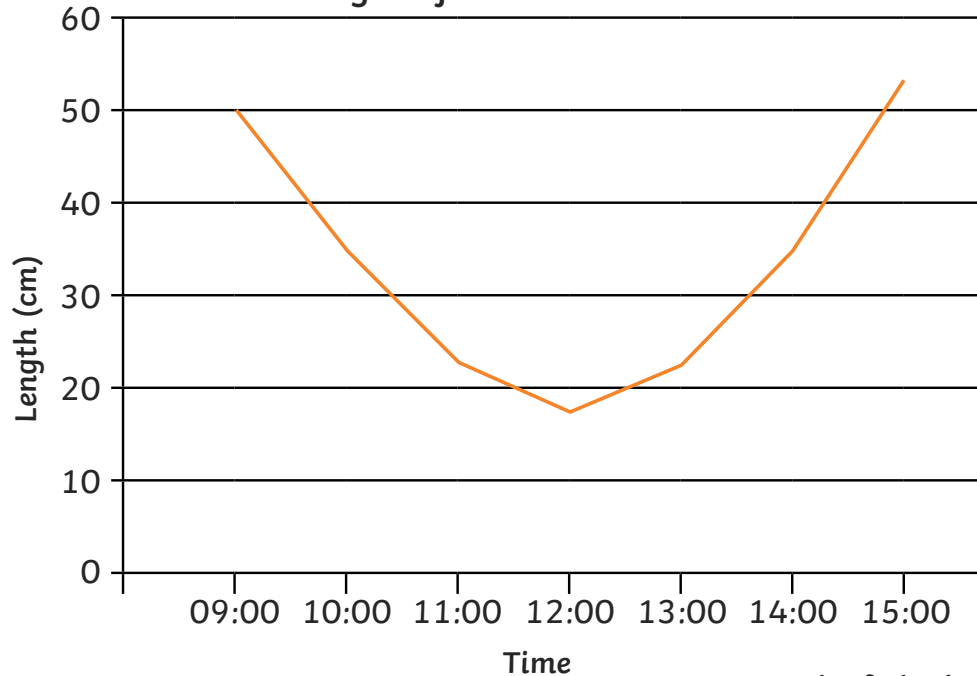
**The Animal Adventure**

## Line Graphs

a

Solve comparison, sum and difference problems using information presented in a line graph.

Length of Shadow over Time



What was the shortest length of shadow measured?

\_\_\_\_\_

What was the difference in the length of the shadow at 10 a.m. and 11 a.m.?

\_\_\_\_\_

## Timetables

b

Complete, read and interpret information in tables, including timetables.

The buses on this timetable all take the same time to travel the route. Complete the table.

|               |      |      |      |
|---------------|------|------|------|
| Mill Road     | 0726 |      | 0842 |
| High St       | 0729 | 0803 |      |
| Southey Green |      | 0816 | 0858 |
| Pitsmoor Road | 0759 | 0833 |      |
| Snig Hill     | 0812 |      | 0928 |
| Hunters Bar   |      | 0904 | 0946 |
| Fulwood       | 0845 | 0919 |      |

| Rank | Film                     | Weekend Gross | % change on last week | Weeks on release | Number of cinemas |
|------|--------------------------|---------------|-----------------------|------------------|-------------------|
| 1    | Spooky Movie             | £4,388,944    | -                     | 1                | 581               |
| 2    | Cartoon Caveman          | £3,780,694    | -                     | 1                | 570               |
| 3    | The Animal Adventure     | £2,053,623    | -43%                  | 4                | 601               |
| 4    | The Legend of the Jungle | £1,477,249    | -59%                  | 2                | 521               |
| 5    | A Silly Story!           | £1,199,125    | 49%                   | 3                | 602               |

Which pairs of films, taken together, grossed less than Cartoon Caveman?

\_\_\_\_\_

How many fewer cinemas was the The Legend of the Jungle showing in than A Silly Story?

\_\_\_\_\_

# Statistics Mat Expected Year 5 Answers

a)

What was the shortest length of shadow measured?

**Accept 17cm or 18cm**

What was the difference in the length of the shadow at 10 a.m. and 11 a.m.?

**Accept 12cm or 13cm**

b)

Please insert the timetable from sheet \*\* and fill in the gaps in bold with:

|               |             |             |             |
|---------------|-------------|-------------|-------------|
| Mill Road     | 0726        | <b>0800</b> | 0842        |
| High St       | 0729        | 0803        | <b>0845</b> |
| Southey Green | <b>0742</b> | 0816        | 0858        |
| Pitsmoor Road | 0759        | 0833        | <b>0915</b> |
| Snig Hill     | 0812        | <b>0846</b> | 0928        |
| Hunters Bar   | <b>0830</b> | 0904        | 0946        |
| Fulwood       | 0845        | 0919        | <b>1001</b> |

Which pairs of films, taken together, grossed less than Cartoon Caveman?

**The Animal Adventure and The Legend of the Jungle = £3,530,872**

**The Animal Adventure and A Silly Story = £3,252,748**

**The Legend of the Jungle and A Silly Story = £2,676,374**

How many fewer cinemas was The Legend of the Jungle showing in than A Silly Story?

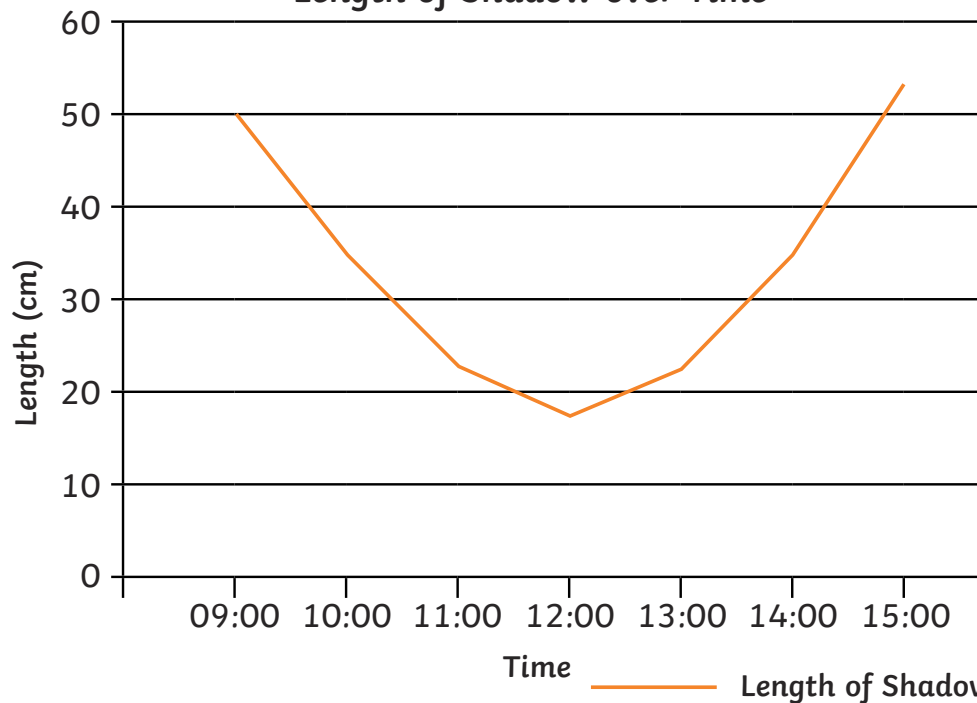
**81**

## Line Graphs

a

Solve comparison, sum and difference problems using information presented in a line graph.

Length of Shadow over Time



At what times was the length of the shadow 40cm?

\_\_\_\_\_

What is the difference in length between the longest measurement and shortest measurement of the day?

\_\_\_\_\_

## Timetables

b

Complete, read and interpret information in tables, including timetables.

The buses on this timetable all take the same time to travel the route. Complete the table.

|               |      |      |      |
|---------------|------|------|------|
| Mill Road     | 0726 |      | 0842 |
| High St       | 0729 | 0803 |      |
| Southey Green |      | 0816 | 0858 |
| Pitsmoor Road | 0759 | 0833 |      |
| Snig Hill     | 0812 |      | 0928 |
| Hunters Bar   |      | 0904 | 0946 |
| Fulwood       | 0845 | 0919 |      |

Here is a table of information about takings at UK cinemas over a weekend.

| Rank | Film                     | Weekend Gross | % change on last week | Weeks on release | Number of cinemas |
|------|--------------------------|---------------|-----------------------|------------------|-------------------|
| 1    | Spooky Movie             | £4,388,944    | -                     | 1                | 581               |
| 2    | Cartoon Caveman          | £3,780,694    | -                     | 1                | 570               |
| 3    | The Animal Adventure     | £2,053,623    | -43%                  | 4                | 601               |
| 4    | The Legend of the Jungle | £1,477,249    | -59%                  | 2                | 521               |
| 5    | A Silly Story!           | £1,199,125    | 49%                   | 3                | 602               |

Why is the % change column empty in the top 2 entries?

\_\_\_\_\_

By which criteria are the films ordered in the table? Explain why this is likely to be the most appropriate one.

\_\_\_\_\_

\_\_\_\_\_

# Statistics Mat Greater Depth Year 5 Answers

a)

At what times was the length of the shadow 40cm?

**Accept answers 5 minutes either side of 09:45 and 14:20**

What is the difference in length between the longest measurement and shortest measurement of the day?

**Accept an answer between 34cm and 36cm**

b)

Please insert the timetable from sheet \*\* and fill in the gaps in bold with:

|               |             |             |             |
|---------------|-------------|-------------|-------------|
| Mill Road     | 0726        | <b>0800</b> | 0842        |
| High St       | 0729        | 0803        | <b>0845</b> |
| Southey Green | <b>0742</b> | 0816        | 0858        |
| Pitsmoor Road | 0759        | 0833        | <b>0915</b> |
| Snig Hill     | 0812        | <b>0846</b> | 0928        |
| Hunters Bar   | <b>0830</b> | 0904        | 0946        |
| Fulwood       | 0845        | 0919        | <b>1001</b> |

Why is the % change column empty in the top 2 entries?

**Because the 2 films have only been released for 1 week so there is nothing to compare it to.**

By which criteria are the films ordered in the table? Explain why this is likely to be the most appropriate one.

**The films are ordered by how much money they grossed in a particular weekend. This is the most appropriate because it shows which film was the most popular.**