

# Year 6 Summer

## English Activity Booklet





# Summer Synonym Scramble

Oh no! It's the family trip to the seaside and everyone's swimsuits are muddled up. Can you find the matching synonyms so that everyone has matching swimsuits?

The image displays a collection of 20 t-shirts and 20 pairs of shorts arranged in a grid. Each item has a word written on it. The t-shirts are white with green sleeves, and the shorts are green with a white palm tree pattern. The words are: sprinted, ambled, chilly, elated, screeched, immense, tranquil, scorching, deafening, despondent, searing, ear-piercing, raced, gargantuan, ecstatic, dejected, peaceful, frozen, strolled, and squealed.

sprinted ambled chilly elated screeched

immense tranquil scorching deafening despondent

searing ear-piercing raced gargantuan ecstatic

dejected peaceful frozen strolled squealed

# Summer Synonym Scramble

Have a go at using some of these words in summer sentences:

---

---

---

---

---

---

---

---

---

---

# The Way Through the Woods

## by Rudyard Kipling

Read this poem 'The Way through the Woods' and then answer the following questions:

They shut the road through the woods  
Seventy years ago.  
Weather and rain have undone it again,  
And now you would never know  
There was once a road through the woods  
Before they planted the trees.  
It is underneath the coppice and heath,  
And the thin anemones.  
Only the keeper sees  
That, where the ring-dove broods,  
And the badgers roll at ease,  
There was once a road through the woods.

Yet, if you enter the woods  
Of a summer evening late,  
When the night-air cools on the trout-ringed pools  
Where the otter whistles his mate,  
(They fear not men in the woods,  
Because they see so few.)  
You will hear the beat of a horse's feet,  
And the swish of a skirt in the dew,  
Steadily cantering through  
The misty solitudes,  
As though they perfectly knew  
The old lost road through the woods.  
But there is no road through the woods.



# The Way Through the Woods

1. Which season is this poem set in? Circle one.

spring

summer

autumn

winter

2. Why are you no longer able to see the road through the woods?

---

---

---

3. 'Steadily cantering through'

**Tick** the word closest in meaning to 'steadily'.

annually

gradually

quickly

noisily

4. 'You will hear the beat of a horses feet

And the swish of a skirt in the dew.....

.....But there is no road through the woods.'

What do you think that the poet is describing in the last part of the second verse?


---

---

---

# Ice-cream Match-Up!

Can you draw lines to match each part of the compound adjectives? Remember that they need a hyphen to avoid ambiguity.



Could you use some of the words in summer themed sentences?

---

---

---

---

---

---

# Summer Sentence Challenge

Use your super sentence writing skills to create **passive** sentences. Look at the picture for inspiration. The first one is done for you as an example.




The sandy beach was visited by the Ball family last week.



\_\_\_\_\_

\_\_\_\_\_



\_\_\_\_\_

\_\_\_\_\_



\_\_\_\_\_


\_\_\_\_\_



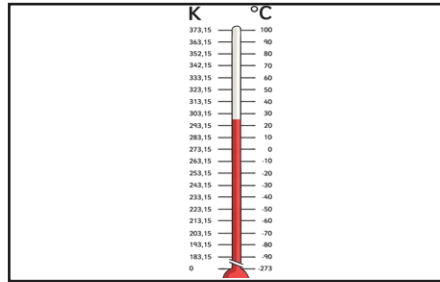
\_\_\_\_\_

\_\_\_\_\_

Now use your super sentence writing skills to create **active** sentences. Look at the picture for inspiration. The first one is done for you as an example.



We visited the most amazing adventure playground this summer.



\_\_\_\_\_

\_\_\_\_\_



\_\_\_\_\_

\_\_\_\_\_



\_\_\_\_\_

\_\_\_\_\_











\_\_\_\_\_

\_\_\_\_\_

# Fairtrade Challenge

Read this non-fiction extract about chocolate and then answer the following questions:

Product	Appearance	Top Producing Countries	Special Conditions Required
bananas		India/Uganda/ China	Steady warmth without extremes of temperature. Steady moisture in the air and in the ground.
coffee		Brazil/Vietnam/ Colombia/ Indonesia	Rainy season and a dry season. Warmth. High altitude.
tea		China/India/ Kenya	Can grow in lots of conditions. Prefers distinct seasons with rainfall during growing season but does not like long winters.
pineapples		Phillipines/Brazil/ Thailand	High percentage of sunny warm days with cooler nights.
cocoa		Ivory Coast/Indo- nesia/Ghana	Warm countries close to the Equator, reliable year round rainfall.
honey		China/Turkey/ India	Honey bees have adapted to conditions all over the world.
sugar		Brazil/India/ China	Tropical and subtropical climates. Lengthy rainy seasons.
mangoes		India/China/ Thailand	Tropical lowlands near the Equator. Long dry season, short wet season.

## The People

Meet some of the farmers who produce the cocoa that makes your chocolate. They belong to a cooperative, which means they pool or gather their resources and work together.

Many cocoa farmers are from Ghana in West Africa.


Around 65,000 farmers belong to the Kuapa Kokoo cooperative. Together, they grow, farm and harvest cocoa before selling to the Fairtrade organisation for a guaranteed fair price. They even own shares in Fairtrade chocolate companies, giving them greater control over their own futures. They are proud of their work. The motto of Kuapa Kokoo is 'Pa Pa Paa', which means 'best of the best'.

Chocolate ice-cream is the second most favourite ice-cream in the world at 9% (after vanilla 29%)

## Fairtrade Brownies

### Ingredients

- 185g unsalted butter
- 185g best dark Fairtrade chocolate
- 85g plain flour
- 40g Fairtrade cocoa powder
- 50g Fairtrade white chocolate
- 50g Fairtrade milk chocolate
- 3 large eggs
- 275g Fairtrade golden caster sugar



### Method

1. Turn the oven on to fan 160C/conventional 180C/gas.
2. Cut the butter into small cubes, tip into a medium heatproof bowl and add the dark chocolate broken into chunks. Place the bowl over a saucepan of simmering water (making sure the bowl doesn't touch the water) until the butter and chocolate have melted, stirring occasionally to mix them. Remove the bowl from the pan and leave the melted mixture to cool to room temperature.
3. Using a shallow 20cm square tin, cut out a square of non-stick baking parchment to line the base.
4. Sieve the flour and cocoa powder into another medium bowl.
5. Chop or bash the white chocolate and the milk chocolate into rough squares- these will form chunks in your finished brownies.
6. Break the eggs into a large bowl and add the golden caster sugar. Whisk the eggs and sugar together until they look thick and creamy, like a milk shake. This can take as long as 10 minutes even with a powerful whisk so be patient. It is ready when the mixture becomes really pale and there is about twice as much of it as there was to start with.
7. Pour the cooled chocolate mixture over the eggy mousse, then gently fold together with a rubber spatula. You are trying to combine the mixtures here without knocking out the air so be really gentle and slow.

## Fairtrade Brownies

8. Gently tap out your sieved cocoa and flour on to the top of the egg and chocolate mix and fold it in with the spatula working from bottom to top. Although the mixture will seem dry at first, as you patiently continue to fold, it will become more moist and fudgy. Continue until all the powder has gone then stir in the white and milk chocolate chunks until they're evenly spread throughout the mix.
9. Pour the mixture into the prepared tin and use your spatula to scrape out every last drop. Spread evenly into the corners. Bake in the oven for 25 minutes. After 25 minutes, take the tray out and wobble it. If the brownies wobble too, they may need another 5 minutes.
10. Wait until the brownies are completely cool to slice in whichever way you like.
11. Serve and enjoy the taste of Fairtrade!

1. What does 'Fairtrade' mean?

---

---

2. Circle the conditions that cocoa needs to grow.

warm and wet   warm and dry   cold and wet   cold and dry

3. Is chocolate the favourite flavour of ice-cream in the world?      Yes / No

Explain how you know.

---

---

4. What punctuation is used in the chocolate brownies recipe? How does this help the reader?

---

---

# Think and Write: Kermit's travels

Use this picture as inspiration to carefully think and write a short paragraph about Kermit and his travels.



1. Include a passive sentence.

---

---

2. Use a colon to introduce a list.

---

---

3. Use brackets for parenthesis.

---

---

4. Include a relative clause.

---

---

5. Include a plural possessive apostrophe.

---

---

# Punctuation Mix-Up

What are the circled punctuation marks? Use the anagrams to help you. When you've filled in the missing letters, place each numbered letter into the boxes at the bottom to create a seasonal phrase.

1. The tired-looking teacher was looking forward to having a break.
2. Sam jumped into the cold sea and ...
3. You will need:
4.
  - Shorts
  - Swimming suits
  - Sun-cream
  - Sun hat
  - Sandals
5. It's raining today; I'm feeling fed up.
6. The sun was shining brightly. I needed my sunglasses.

1. nphyhe        
11 4

2. silpelsi          
7 8

3. colno       
6

4. liltspoutebn              
2

5. coolimnes           
3

6. hads      
9 10 1 5

R         
1 2 3 3 4 5 6 7 8 9 10 11

# Summer Spelling Challenge

Ask a helper to cut off the sentences on the bottom of this sheet and then read them out to you one by one. Can you spell the words that fill the gaps in these sentences?

1. My \_\_\_\_\_ increased the more I went on the huge waterslide.
2. The sunset was \_\_\_\_\_ is due to be in the thirties!
3. When we go to Spain, the \_\_\_\_\_ is due to be in the thirties!
4. There was a huge storm last night; the \_\_\_\_\_ was amazing.
5. I am \_\_\_\_\_ excited about going snorkelling on holiday.
6. On holiday, I entered the talent \_\_\_\_\_ and won!
7. This summer we have had a lot of \_\_\_\_\_ rain storms.
8. I must remember to \_\_\_\_\_ some ice lollies ready for the hot day tomorrow.
9. I am \_\_\_\_\_ to be visiting the Eiffel Tower this summer.
10. We have had lots of \_\_\_\_\_ days in Portugal.



---

## Read each sentence out twice:

1. My **confidence** increased the more I went on the huge waterslide.
2. The **sunset** was spectacular last night.
3. When we go to Spain, the **temperature** is due to be in the thirties!
4. There was a huge storm last night; the **lightning** was amazing.
5. I am **especially** excited about going snorkelling on holiday.
6. On holiday, I entered the talent **competition** and won!
7. This summer we have had a lot of **torrential** rain storms.
8. I must remember to **freeze** some ice lollies ready for the hot day tomorrow.
9. I am **delighted** to be visiting the Eiffel Tower this summer.
10. We have had lots of **sweltering** days in Portugal.